

Direct Mount Instructions

Parts included as standard


Step 1 – Measure bike frame



1. The spacer kit **included with every arch includes:**
 - 4x 7mm Thick Spacers
 - 2x M5 Washers
 - 2x M5x16 Screws
 - 2x M5x20 Screws
 - 2x M5x30 Screws


2. Depending on the width of your dropouts will determine how many spacers are required to fit the rack

Step 2 – Select the number of spacers required




Direct mount

- No spacers
- 2x M5x16mm
- Max Dropout Width = 191mm
- Min Dropout Width = 177mm



Single spacer per side

- One spacer per side
- 2x M5x20 Screws
- Max Dropout Width = 177mm
- Min Dropout Width = 163mm



Double spacer per side

- 2x spacers per side
- 2x M5x30 Screws
- Max Dropout Width = 163mm
- Min Dropout Width = 149mm

Step 3 – Screw rack in place



Insert correct number of spacers
and screw directly to the frame