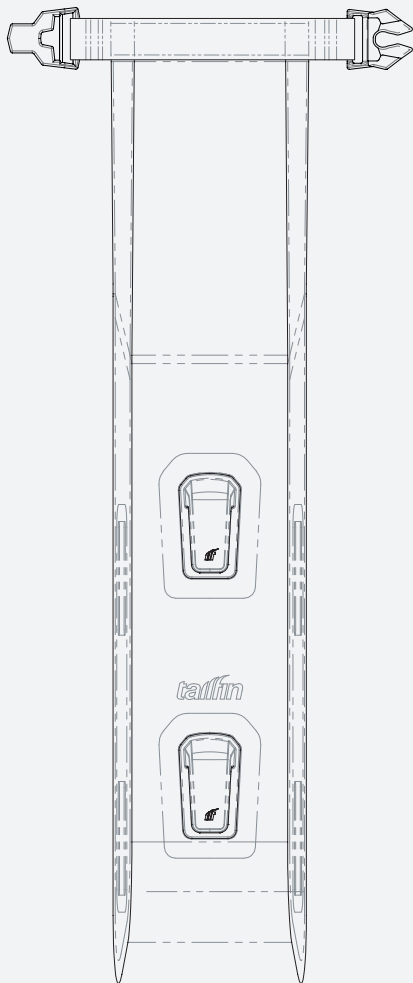


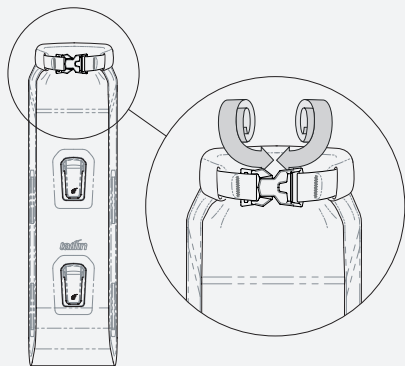
2x  
Cargo Strap\*  
+ Keeper  
\* purchase separately

**tailfin**

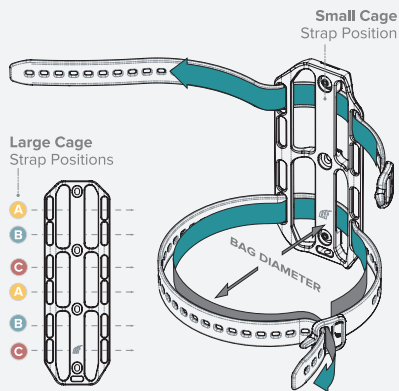
**Cage Pack**  
Assembly Instructions



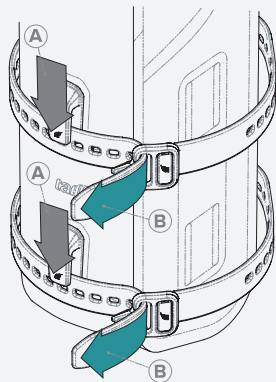
1x  
Cage Pack



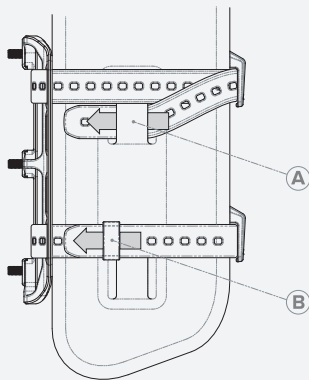
**Step One** Roll down pack removing as much air as possible to compress contents.



**Step Two** Thread Cargo Strap through Cargo Cage (as shown above) and back through the Cargo Strap hook. Leave a wide enough diameter to fit the bag.



**Step Three** **A** Slide bag into position and lower the bag hooks onto the straps. **B** Tighten Cargo Straps around Cage Pack.



**Step Four** To hold the loose end of the Cargo Strap. Either **A** Use the bags side slots or **B** Use the Cargo Strap Keeper.